

# Oldham's credit crunch cabinet

**Monthly update**

February 2010

[Credit.crunch@oldham.gov.uk](mailto:Credit.crunch@oldham.gov.uk)

# 1 Credit crunch cabinet report

This update is published after each of the cabinet's meetings and will give you a clear picture of the current economic situation – positives and negatives – in the borough. It will help the partnership to examine trends, and anticipate the need for preventative action, and will help partners to identify any adjustments they might need to make to their mainstream services.

The credit crunch cabinet now meets every other month.

## 2 The current situation

Full statistics are shown below.

The JSA claimants count is now the highest it has been since 1996. There are, however, more job vacancies advertised through Jobcentre Plus than during the baseline month of January 2009.








Coldhurst remained the ward with the highest JSA claimant rate at 9.8% (with 720 claimants), followed by St Marys at 9.5% (661 claimants) and Alexandra at 9.0% (576 claimants).

The greatest monthly increases have been in Saddleworth East, Failsworth East and Royton South (17.6%, 17.4% and 17.0% respectively).

Failsworth West, St James and Shaw had the biggest annual increases (65.0%, 57.7% and 47.6% respectively).

Oldham had the 4<sup>th</sup> highest JSA Claimant rate in Greater Manchester in January 2010. The actual number of claimants is the highest seen since September 1996.

Oldham's JSA Claimant rate is now at 5.7%, which is greater than the GM average (5.3%) and significantly higher than the UK average (4.3%).

Dashboard Indicator	Baseline	Latest Performance Data 2009-10		RAG Trend	GM Rank
		December 2009	January 2010		
Job Seekers Allowance Claimant Count	5,656 (Jan 09)	6,886	7,582		6 out of 10 (1 = highest number of claimants)
JSA Claimant Rate (proportion of working age population)	4.3% (Jan 09)	5.2%	5.7%		4 out of 10 (1 = highest rate)
JSA Off Flow	755 (Jan 09)	1,216	1,035		7 out of 10 (1 = highest off flow)
JSA On Flow	1,375 (Jan 09)	1,198	1,751		3 out of 10 (1 = highest on flow)
JCP Vacancies	283 (Jan 2008)	1,492	615		8 out of 10 (1 = highest number of vacancies)
Business Rateable Values	£136.4m (01.12.07)				Not Applicable
Number of commercial properties	7,124 (01.12.07)				Not Applicable

### 3 Other updates

- A report about the health of the high street across the country is due to be published shortly, including a 'league table' of empty retail properties. We anticipate it will show Oldham to be doing reasonably well, especially in comparison to Stockport which is expected to have the highest number of empty shops.
- BAE Systems plan to make redundancies at their Chadderton site. Plans are in motion to support to those affected, with a similar package of help to what was recently offered to Zetex Diodes staff.
- Outreach sessions to promote benefit take up are taking place in the borough's children's centres.
- A review of the impact of reducing on street parking in the town centre, and of the community reporters scheme will soon take place.
- The CCC's rapid intervention fund will continue to be available in the new 2010 – 11 financial year.

### 4 Next meeting

The CCC will meet next on 19<sup>th</sup> April at 2pm.

The group will now meet every other month.

### 5 Contact us

Economy and enterprise unit, Oldham Council – 0161 770 4670; [credit.crunch@oldham.gov.uk](mailto:credit.crunch@oldham.gov.uk)

Housing strategy, Oldham Council – 0161 770 2045; [housingstrategy@oldham.gov.uk](mailto:housingstrategy@oldham.gov.uk)

Communities unit, Oldham Council – 0161 770 3274; [community.relations@oldham.gov.uk](mailto:community.relations@oldham.gov.uk)

[www.oldhampartnership.org.uk/ccwc](http://www.oldhampartnership.org.uk/ccwc)

#### **The CCC and its rapid intervention fund: a reminder of the principles of operation**

*The Oldham Partnership executive approves area based grant (ABG) allocations to each of the partnership blocks to support the delivery of their key priorities and local area agreement outcomes. The Public Service Board was delegated to manage and allocate any resulting ABG under-spends from the blocks. £400,000 of under spent area based grant from 2008/09 has been allocated to the credit crunch cabinet's 'rapid intervention fund' to provide a single co-ordinated partnership response to the impacts of the economic recession in Oldham.*

*A business case defining and evidencing need must be provided to the CCC prior to the allocation of any of the RIF. CCC members are clear that the RIF is to be used where no other funding sources exist and there's no other way of delivering the activity. Furthermore the RIF doesn't provide long term funding; it is a means of reacting quickly in the short term to help Oldham through the recession.*

*The decisions of the CCC are accessible to everyone in the minutes and monthly reports at [www.oldhampartnership.org.uk/ccwc](http://www.oldhampartnership.org.uk/ccwc). The principles of operation can be viewed on the same page. The CCC regularly reports to the Oldham Partnership executive, and these principles were agreed at the executive in March 2009.*